



LIBRARY of PARLIAMENT
BIBLIOTHÈQUE du PARLEMENT

TRADE AND INVESTMENT



Canadian Trade and Investment Activity: Canada–Macedonia

Publication No. 2010-75-E
14 October 2010

**Alexandre Gauthier
Simon Lapointe**

International Affairs, Trade and Finance Division
Parliamentary Information and Research Service

***Canadian Trade and Investment Activity:
Canada–Macedonia
(Trade and Investment Series)***

HTML and PDF versions of this publication are available on IntraParl (the parliamentary intranet) and on the Parliament of Canada website.

Ce document est également publié en français.

The Library of Parliament ***Trade and Investment*** series provides information on Canada's trade and investment relationship with selected countries. Particular attention is paid to bilateral merchandise trade, trade in services, and foreign investment. These publications are prepared by the Parliamentary Information and Research Service, which carries out research for and provides information and analysis to parliamentarians and Senate and House of Commons committees and parliamentary associations.

Merchandise Trade

In 2009, Canada's bilateral merchandise trade with Macedonia totalled \$24.6 million, consisting of \$15.9 million in Canadian exports to, and \$8.7 million in imports from, Macedonia. While exports from Canada to Macedonia have increased significantly over the last 10 years (692%), imports have decreased by 39%. It should be noted, however, that trade between the two countries varies considerably from year to year.

Macedonia is neither a significant export destination nor a major source of imports for Canada. Macedonia was Canada's 124th largest export destination worldwide and its 123rd largest source of imports in 2009.

At the provincial level, Quebec and Ontario accounted for more than 80% of Canada's total exports to Macedonia in 2009. In that year, Quebec exported \$7.4 million in goods to Macedonia and Ontario exported \$5.4 million.

British Columbia and Quebec have seen the fastest growth in exports to Macedonia in recent years. From 2004 to 2009, exports from British Columbia grew an average of 45% per year; the average for Quebec was 40%.

Figure 1



Figure 2

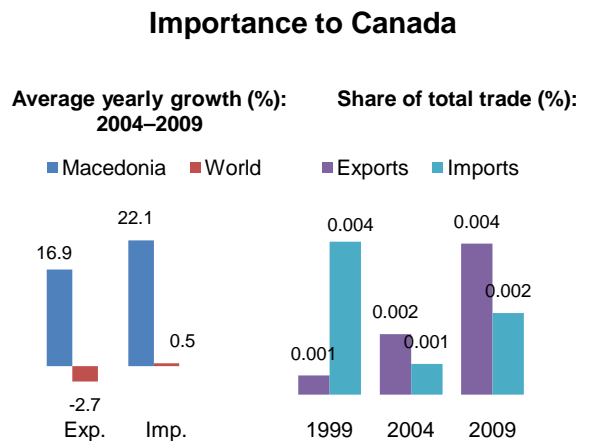
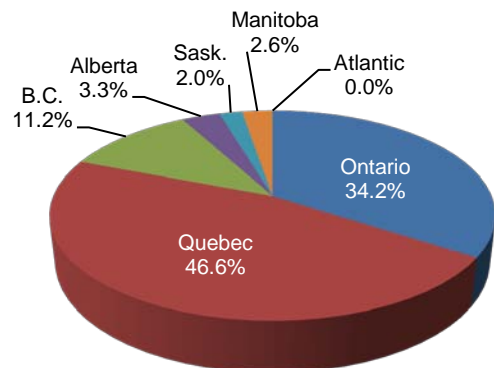


Figure 3

Exports by Province/Territory – 2009



Products

Meat, particularly pork products, was the only significant Canadian export to Macedonia in 2009.

Imports to Canada from Macedonia are dominated by clothing and apparel (woven), and tobacco and substitutes. Together, these two product categories made up about 63% of Canada's total imports from Macedonia in 2009. The other leading imported products in that year were footwear and prepared vegetables.

In 2009, Canada had a trade surplus with Macedonia in most product categories. The exceptions were textiles, a category in which Canada had a trade deficit of \$4.3 million.

Data on trade in services and on foreign direct investment between Canada and Macedonia are not available.

Figure 4

Major Export Products

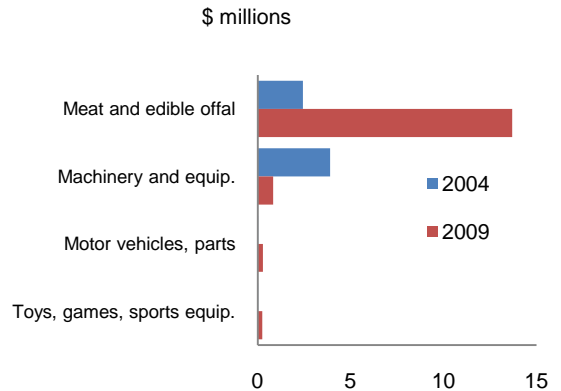


Figure 5

Major Import Products

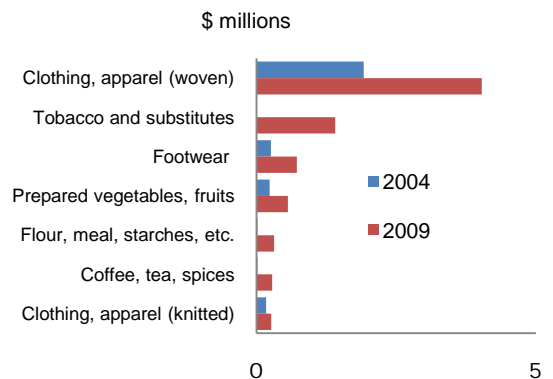


Figure 6

Balance by Category

