



## My Voter's Guide



## About the guide

This guide answers questions about the federal voting process and lets you know what to expect when you go to vote.

To order extra copies or other formats (such as Braille), please call Elections Canada.

**elections.ca | 1-800-463-6868 | 📞 TTY 1-800-361-8935**

This product is available online in other languages.

# Table of contents

What are elections all about? . . . . . 4

Can I vote? . . . . . 5

Am I registered to vote? . . . . . 6

What are the ways to vote? . . . . . 8

What ID should I take with me? . . . . . 12

What happens when I go to vote? . . . . . 14

I am a student — how can I get  
ready to vote? . . . . . 16

What is available to make voting  
more accessible? . . . . . 17

How can I provide feedback  
to Elections Canada? . . . . . 19

Where can I get more information? . . . 20

Voter’s checklist . . . . . 21

# What are elections all about?

When a federal election is called, you vote to elect a member of Parliament to represent you in the House of Commons, where he or she will debate and pass laws on your behalf.

Canada is divided into 338 ridings. During an election, one member of Parliament is elected to represent the people of that riding. Each member of Parliament has a seat in the House of Commons.

Candidates can represent a political party, or can be independent, meaning they have no association with a political party. After all the votes are counted for each riding, the political party with the most seats in the House of Commons usually forms the government. The leader of that party becomes the prime minister of Canada.



## Can I vote?



### You can vote if:

- ⓧ you are a Canadian citizen
- ⓧ you are at least 18 years old on election day
- ⓧ you can prove your identity and address

# Am I registered to vote?

## ✓ Make sure you're registered

If you have moved, recently become a Canadian citizen, will be voting for the first time or are a student living away from home, you may not be correctly registered.

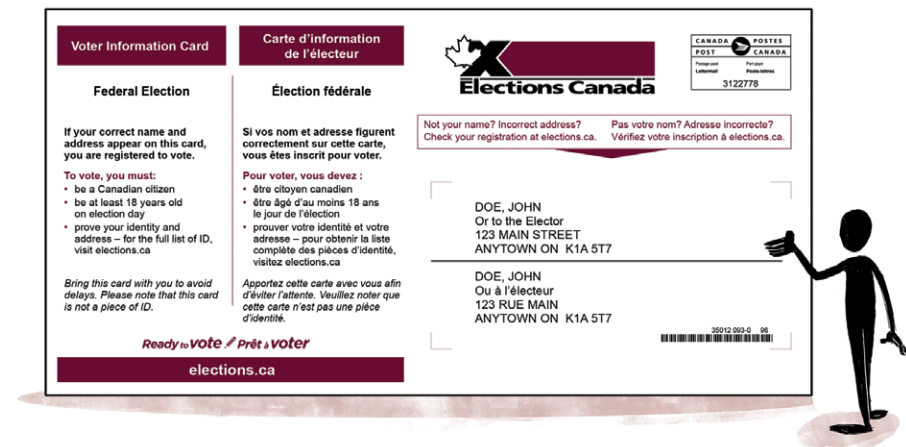
Go to **elections.ca/register** now to check, update or complete your registration. It's easy and will save you time when you go to vote.

Need help? Call us at **1-800-463-6868**.



## ✓ Watch for your voter information card

When you're registered, you will get a **voter information card** in the mail soon after the election is called. It tells you when, where and ways to vote. The card looks like this:



Check your name and address on the card. If they are correct, you are registered to vote.

If there are errors, or if you don't receive a card, go to **elections.ca** or call us to update your information.

The card also tells you:

- the accessibility of your polling places
- how to request language or sign language interpretation
- how to request other assistance

# What are the ways to vote?

## There are many ways to vote:

- ✕ On election day
- ✕ On an advance voting day
- ✕ At an Elections Canada office
- ✕ By mail

### ✕ Vote on election day


Your polling place will be open for 12 hours.

To find out when and where to vote once the election is called:

- check your voter information card sent to you by mail
- go to **elections.ca** and type your postal code into our voter information service
- call us at **1-800-463-6868**

### ✕ Vote on an advance voting day

Vote on one of four advance voting days.



Your advance polling place will be open from noon to 8:00 p.m.

To find your advance polling dates and location once the election is called:

- check your voter information card sent to you by mail
- go to **elections.ca** and type your postal code into our voter information service
- call us at **1-800-463-6868**

### ✘ Vote at an Elections Canada office

Once the election is called, go to any Elections Canada office across the country by 6:00 p.m. on the Tuesday before election day.

To find an Elections Canada office near you, visit **elections.ca** or call **1-800-463-6868**.



### ✘ Vote by mail

If you're away from your riding during the election, or if it's more convenient, you can vote by mail.

Here's how:

- ✘ Apply to receive a voting kit. You can get an application form at **elections.ca**, at any Elections Canada office, Canadian embassy, high commission or consulate.


- 
- ✘ **Important deadline:** Your completed application, with a copy of your ID, must reach us by 6:00 p.m. on the Tuesday before election day.

- 
- ✘ Once we receive your application, we'll mail you a voting kit with everything you need to vote.

- 
- ✘ **Don't wait!** You need to allow enough time for your voting kit to reach you and for your marked ballot to reach Elections Canada by election day.

# What ID should I take with me?

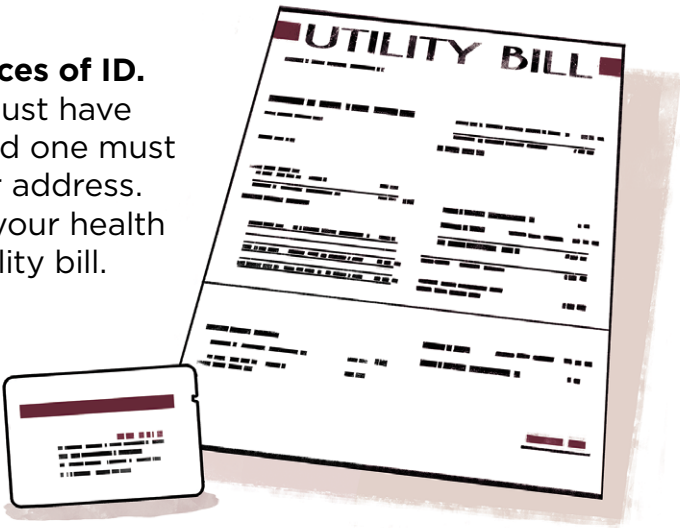
To vote, you need to prove your identity and address:



**Show one piece of government-issued ID with your photo, name and address.** For example, your driver's licence.

..... OR .....

**Show two pieces of ID.** Both pieces must have your name, and one must also have your address. For example, your health card plus a utility bill.



..... OR .....

**Take an oath.** Show two pieces of ID with your name and have someone who knows you attest to your address. This person must show proof of identity and address, and be registered in the same polling division. This person can attest for only one person.

*We accept ID cards and documents issued in their original formats. For documents issued electronically (such as e-statements or e-invoices), we accept printouts or you may show them on a mobile device.*



# What happens when I go to vote?

Once you're registered, here's what you can expect when you go to vote at your polling place.

1

When you enter the polling place, an election worker greets you and shows you to the right table.




2

At your table, show your proof of identity and address.




3

The election worker will initial, fold and hand you a ballot.



4

Go behind the voting screen, mark and refold your ballot to keep it secret.



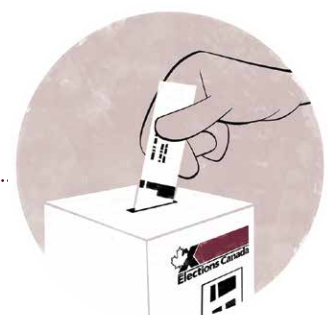
5

Return your ballot to the worker so they can tear off the tab.



6

Put your ballot in the box.




# I am a student — how can I get ready to vote?

To vote, you must be registered. Check, update or complete your registration at **[elections.ca/register](https://elections.ca/register)**.

If you live in two places — one while at school, the other while away from school — choose which one you consider home and use that address to register. You vote for a candidate in the riding where your home address is located.

When you're registered, you'll get a voter information card in the mail soon after the election is called. It tells you when and where to vote.

**Remember:** If you're away from your riding, or if it's more convenient, you can vote by mail or at any Elections Canada office.



# What is available to make voting more accessible?

We provide many voting services and tools to meet the diverse needs of Canadians.

## Here are the voting tools and services we offer:

- Magnifiers
- A tactile and Braille voting template that fits on top of a ballot
- Large-print lists of candidates
- Braille lists of candidates (available on election day)
- Sign language interpretation (call us to request it ahead of time)
- Assistance in marking a ballot
- Improved voting screens that let in more light
- If you cannot leave home and would like to vote there, call us

## Polling place accessibility

If you're registered to vote, you'll get a voter information card soon after the election is called. This card describes the accessibility of your polling places. You can also find this information at **elections.ca** by entering your postal code or by calling **1-800-463-6868**.

When you go to vote, either your polling place will have an automatic door opener or an election worker will be at the door to provide assistance. Please let this person know how they can help.

We also check the accessibility of polling places throughout voting days. If you have questions or comments about your polling place, please let us know and we'll look into it.

For a full list of the accessibility criteria we use when we select polling places, go to **elections.ca**.



## How can I provide feedback to Elections Canada?

Let us know how we're doing. This helps us better serve you.

You can:

- ✕ fill out our general feedback form at **elections.ca**
- ✕ call us at **1-800-463-6868**
- ✕ contact us by TTY at **1-800-361-8935**



If you have feedback on accessibility, you can also:

- ✕ fill out an accessibility feedback form at **elections.ca** or at your polling place
- ✕ speak to an election worker when you go to vote

## Where can I get more information?

- ✕ Visit **elections.ca**
- ✕ Call **1-800-463-6868**
- ✕ Contact us by TTY at **1-800-361-8935**



Elections Canada offers many resources about the electoral process, including:

- information and promotional products
- election simulation kits
- educational resources

You can download many of these resources at **elections.ca** or call us to order copies.

## Voter's checklist

- ☐ Make sure you're registered at **elections.ca**
- ☐ Watch for your voter information card
- ☐ Check that you have the right ID
- ☐ Find the candidates in your riding by entering your postal code at **elections.ca**
- ☐ Choose one of the many ways to vote
- ☐ Mark your calendar with key dates
- ☐ Plan how you'll get there



**Ready**  
*to* **vote**

